







Halogen-free, thermoplastic, flame retardant sheathing compound for low and medium voltage cables

■ Compound class Sheathing		■ Compound category TP		■ Flame retardant ATH
■ Standards				
VDE 0207 part 24	HM 2, HM 4	DIN EN 50363-8	TM7	
BS 7655 section 6.1	LTS 1 - LTS 4	DIN VDE 0276-604	HM4	
NF C 32-323		DIN VDE 0281 part 14	TM7	
CEI 20-11 M1		VDE 0250 part 215	HM5	
IEC 60092-360	SHF 1			
■ Operating temperature [C°] -15 to 90		■ Oil resistance level ★★★★★		
■ Typical applications <i>Flame retardant halogen free and low smoke, oil resistant, ozone resistant, max. operating temperature 90°C.</i>				
				
Rolling Stock, Rapid Transit, Railways		Telecomm., Optical Fibre, Coaxial		
■ Features				
 Flame retardant		 Halogen-free		 Low smoke
 Oil resistant				

PHYSICAL PROPERTIES

■ Physical properties	Unit	Typical value	Test method
Density*	g/cm ³	1,52	DIN EN ISO 1183-1A
Hardness*	Shore D	57	DIN ISO 7619-1
MFI (150°C; 21,6 kg)	g/10min	3,5	DIN EN ISO 1133
Abrasion*	mm ³	255	DIN VDE 0472-605

MECHANICAL PROPERTIES**

■ Thermoplastic	Unit	Typical value	Test method
Tensile strength	N/mm ²	10	IEC 60811-501
Elongation at break	%	180	IEC 60811-501
Tear resistance	N/mm	16	DIN 53 507
Elongation at break at -15°C	%	130	IEC 60811-501
Elongation at break at -30°C	%	115	IEC 60811-501
Cold bend at -30°C		no cracks	IEC 60811-504
Cold impact at -15°C		no cracks	IEC 60811-506
Brittleness point	°C	-29	ASTM D 746-64T
Torsional oscilation	°C	-26	DIN 53445
■ After ageing in air oven 240h at 120°C	Unit	Typical value	Test method
Tensile strength	N/mm ²	12,1	IEC 60811-401
Variation in tensile strength	%	+21,0	IEC 60811-401
Elongation at break	%	175	IEC 60811-401
Variation in elongation at break	%	-2,8	IEC 60811-401

THERMAL PROPERTIES *

■ Heat tests	Unit	Typical value	Test method
Hot pressure test: penetration 6h at 90°C	%	1,5	IEC 60811-508
Hot pressure test: penetration 6h at 100°C	%	3	IEC 60811-508
Heat shock 1h at 150°C		no cracks	IEC 60811-509
Shrinkage 1h at 100°C	%	0,5	IEC 60811-509

Electrical properties

■ Heat tests	Unit	Typical value	Test method
Volume resistivity at 16h / 20°C / 500V	Ω cm	1,2 x 10¹³	DIN VDE 0303-30
Volume resistivity at 2h / 90°C / 10V	Ω cm	6,1 x 10⁸	DIN VDE 0303-30
Surface resistivity at 16h / 20°C / 500V	Ω	6,7 x 10¹²	DIN VDE 0303-31
Surface resistivity at 2h / 90°C / 10V	Ω	3,6 x 10⁸	DIN VDE 0303-31

RESISTANCE **

■ Fluid IRM 902 24h at 100°C	Unit	Typical value	Test method
Tensile strength	N/mm ²	9,2	IEC 60811-404
Variation in tensile strength	%	-8,0	IEC 60811-404
Elongation at break	%	190	IEC 60811-404
Variation in elongation at break	%	+5,5	IEC 60811-404
Absorption	%	+12,9	IEC 60811-404
■ Fluid IRM 902 96h at 100°C	Unit	Typical value	Test method
Tensile strength	N/mm ²	10,1	IEC 60811-404
Variation in tensile strength	%	+1,0	IEC 60811-404
Elongation at break	%	201	IEC 60811-404
Variation in elongation at break	%	+11,7	IEC 60811-404
Absorption	%	+19,3	IEC 60811-404
■ Fluid IRM 902 168h at 100°C	Unit	Typical value	Test method
Tensile strength	N/mm ²	8,3	IEC 60811-404
Variation in tensile strength	%	-17,0	IEC 60811-404
Elongation at break	%	195	IEC 60811-404
Variation in elongation at break	%	+8,3	IEC 60811-404
Absorption	%	+19,4	IEC 60811-404
■ Fluid IRM 903 24h at 100°C	Unit	Typical value	Test method
Tensile strength	N/mm ²	8,2	IEC 60811-404
Variation in tensile strength	%	-18,0	IEC 60811-404
Elongation at break	%	200	IEC 60811-404
Variation in elongation at break	%	+11,1	IEC 60811-404
Absorption	%	+24,6	IEC 60811-404
■ Fluid IRM 903 168h at 100°C	Unit	Typical value	Test method
Tensile strength	N/mm ²	7,7	IEC 60811-404
Variation in tensile strength	%	-13,0	IEC 60811-404
Elongation at break	%	141	IEC 60811-404
Variation in elongation at break	%	-21,7	IEC 60811-404
■ Diesel Oil 168h at 70°C	Unit	Typical value	Test method
Tensile strength	N/mm ²	8,3	IEC 60811-404
Variation in tensile strength	%	-17,0	IEC 60811-404
Elongation at break	%	142	IEC 60811-404
Variation in elongation at break	%	-21,1	IEC 60811-404
Absorption	%	+13,0	IEC 60811-404
■ Dot 4 acc. TL 6850-0017 168h at 70°C	Unit	Typical value	Test method
Tensile strength	N/mm ²	8,8	IEC 60811-404
Variation in tensile strength	%	-12,0	IEC 60811-404
Elongation at break	%	121	IEC 60811-404
Variation in elongation at break	%	-32,8	IEC 60811-404
Absorption	%	+4,3	IEC 60811-404

■ Petrol (super lead-free) 168h at 30°C	Unit	Typical value	Test method
Tensile strength	N/mm ²	8,5	IEC 60811-404
Variation in tensile strength	%	-15,0	IEC 60811-404
Elongation at break	%	143	IEC 60811-404
Variation in elongation at break	%	-20,6	IEC 60811-404
Absorption	%	-2,1	IEC 60811-404
■ SAE 20 168h at 70°C	Unit	Typical value	Test method
Tensile strength	N/mm ²	10,9	IEC 60811-404
Variation in tensile strength	%	+9,0	IEC 60811-404
Elongation at break	%	170	IEC 60811-404
Variation in elongation at break	%	-5,6	IEC 60811-404
Absorption	%	+4,0	IEC 60811-404
■ Water 240h at 70°C	Unit	Typical value	Test method
Tensile strength	N/mm ²	9,8	IEC 60811-404
Variation in tensile strength	%	-2,0	IEC 60811-404
Elongation at break	%	148	IEC 60811-404
Variation in elongation at break	%	-17,8	IEC 60811-404
Absorption	%	+2,1	IEC 60811-404
■ Ozone resistance 168h / 40°C /250 – 300pphm	Unit	Typical value	Test method
Requirement		no cracks	DIN VDE 0472-805

BURNING PROPERTIES *

■ Main burning properties	Unit	Typical value	Test method
LOI	%	37	ASTM D 2863 A
Temperature index	°C	300	ASTM D 2863 D
Toxicity index (max.)		0,9	NES 713
■ Acid gas emission	Unit	Typical value	Test method
Corrosivity: pH (min.)	-	5,5	IEC 60754-2
Conductivity (max.)	μS/ cm ⁻¹	14	IEC 60754-2

* pressed plaques, 165°C / 5 min.

** extruded tapes

PROCESSING GUIDE

■ **Extruder Type**

Standard extruders for elastomeric or thermoplastic processing.

■ **Screw configuration**

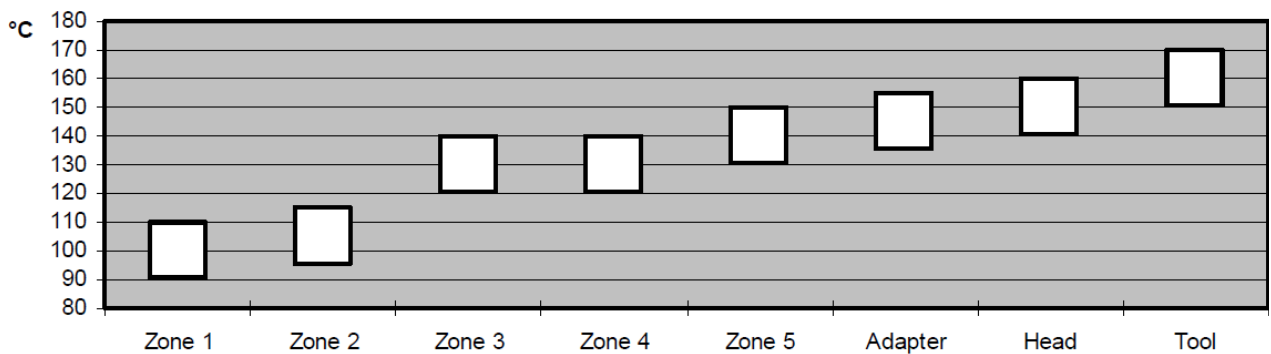
Low compression screw with L/D of 20 to 25 and compression ratio of 1:1.2

■ **Tooling**

Pressure, semi-compression or tube possible

■ **Temperature profile extruder**

This profile will vary slightly depending on extruder type, head design and output.



■ **Maximum mass temperature**

155 – 165°C

■ **Drying**

Not necessary if the compound has been stored in original packing under cool (max. 30°C) and dry conditions. If Mecoline compounds used from open bags, pre-drying during 4–6 hours a temperature of 60–70°C is recommended.

STORAGE INFORMATION

■ **Form & packaging**

Pellets in sizes 2.8mm & 5.5mm
Moisture-resistant bags (25kg) & octabins (alu-innerliner, max. 1250kg)

■ **Shelf life**

1 year after production

Note: The information given in this datasheet is believed to be accurate and reliable. However, no warranty, express or implied, or guarantee is given as to the suitability, accuracy, reliability or completeness of the information. This information does not hold us liable for damages or penalties resulting from following our suggestions or recommendations.